





MODEL 323



MODEL 321



MODEL 324A

# AURORA<sup>®</sup> 320 SERIES SINGLE STAGE END SUCTION PUMPS

# AURORA® 320 SERIES

## Single Stage End Suction Pumps

Capacities to 400 GPM (75 m<sup>3</sup>/hr)  
 Heads to 210 Feet (42 Meters)  
 Temperatures to 225° F (107°C)

### Setting New Standards of Efficiency

Liquid handling requirements are much more involved than they were five years ago. The variety of liquids being handled has increased along with temperatures and pressures. Today's installations demand quiet, smooth-running pumps with long life. Aurora's 90 years of experience with design, sales and manufacturing of centrifugal pumps has led to the 320 Series. These modern pumps with a clean, straightforward design were developed with maximum interchangeability in mind. Aurora's highly reliable 320 pumps offer an economical solution to your liquid handling problems.



### Standard Features

- Top center-line mounted casing
- Stainless steel shaft
- O-ring casing gasket
- Case wearing ring
- Buna-N and 316 stainless steel mechanical seal
- Grease lubricated bearings (Model 324A)
- Vacuum cast impeller
- Coupling guard (Model 324A)

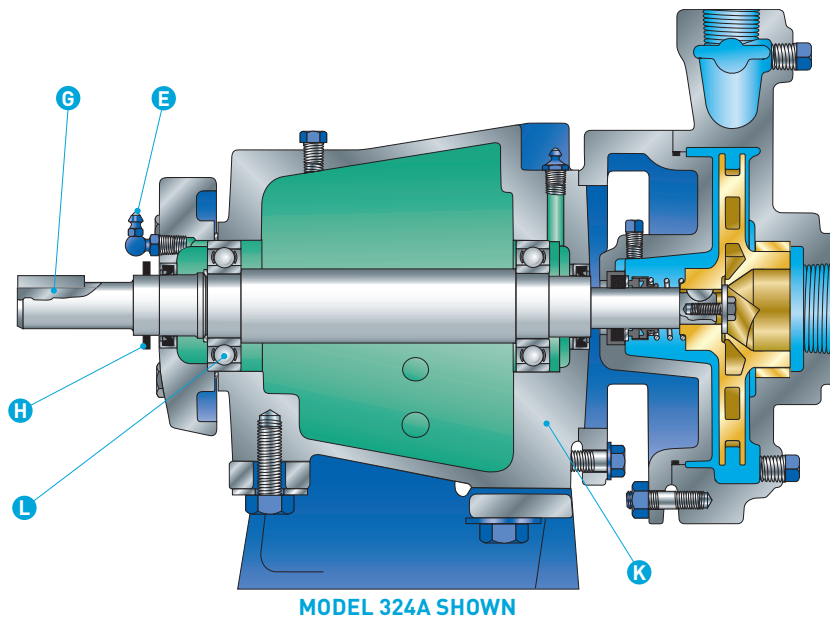
### Optional Features

- Totally enclosed motors
- Optional discharge positions (see page 6)

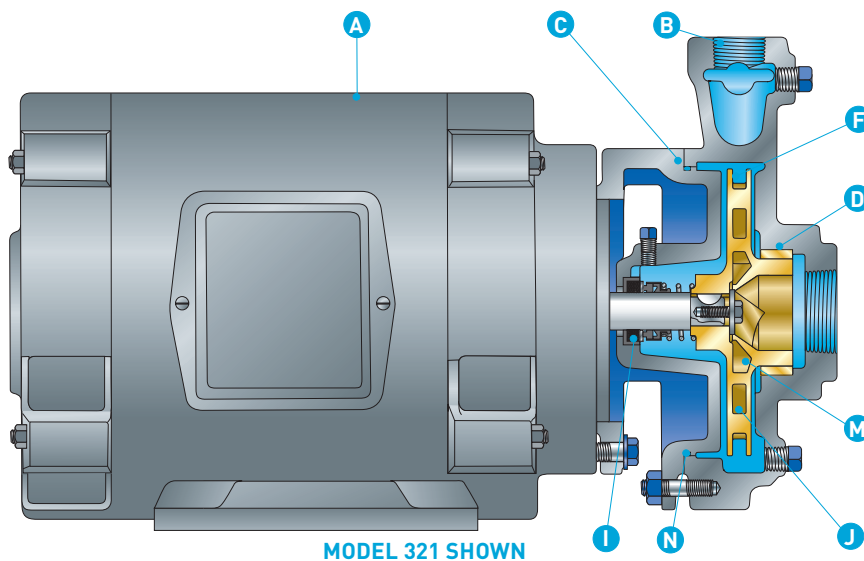
### Optional Features – Model 324A Only

- Oil lubricated bearings and sealed bearings
- Formed steel base
- Steel drip-rim bases
- Hazardous location motors

# Pump Features



MODEL 324A SHOWN



MODEL 321 SHOWN

- G. Stainless Steel Shaft**  
designed for minimum deflection, not to exceed .002" at the sealing faces at maximum load.
- H. Oil Seals and Nonsparking Neoprene**  
rotating slingers protect both bearings during pump operation and wash-down.
- I. Mechanical Seal**  
has Buna-N bellows and cup with 316 stainless steel parts precision made for long life.
- J. Enclosed Impeller**  
design provides highest efficiency and lowest wear for long service life.
- K. Computer Machined**  
major components with 360-degree registered fits to assure concentricity of all parts.
- L. Bearings**  
selected for 2 year minimum life at maximum conditions of load. Available as grease, oil lubricated or sealed.

**A. Low Noise Level Close Coupled Motors**

are built to Aurora® Pump's exacting vibration specifications.

**B. Vertical Center-Line Discharge**

makes pump self-venting, avoids vapor locks and minimizes pipe strain.

**C. Back Pullout Design**

simplifies disassembly. The suction and discharge piping is not disturbed.

**D. Case Wearing Ring**

prevents wear on casing and is easily and inexpensively replaced. Standard ring is bronze.

**E. Lubrication Fittings**

are conveniently located for quick accessibility and provide positive bearing lubrication.

**F. Dynamically Balanced Impeller**

is keyed to the shaft and secured by a 316 stainless steel capscrew and washer.

**M. Vacuum Cast Impeller**

quality controlled manufacturing process assures consistently high performance.

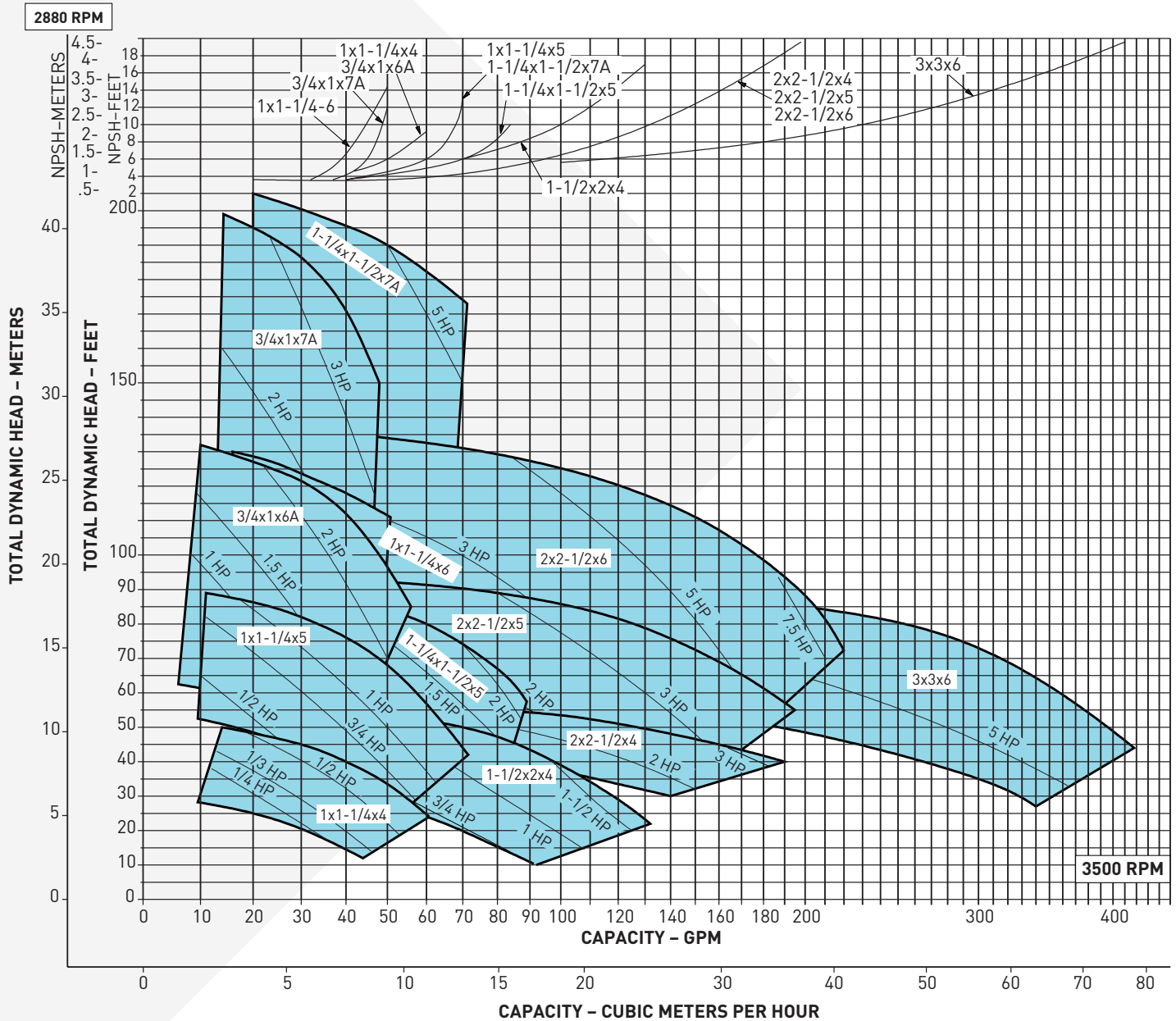
**N. O-Ring Seal**

no gaskets pierced by bolts or studs – assures maximum trouble-free sealing.

# 3500 RPM Range Chart

## 3500 RPM

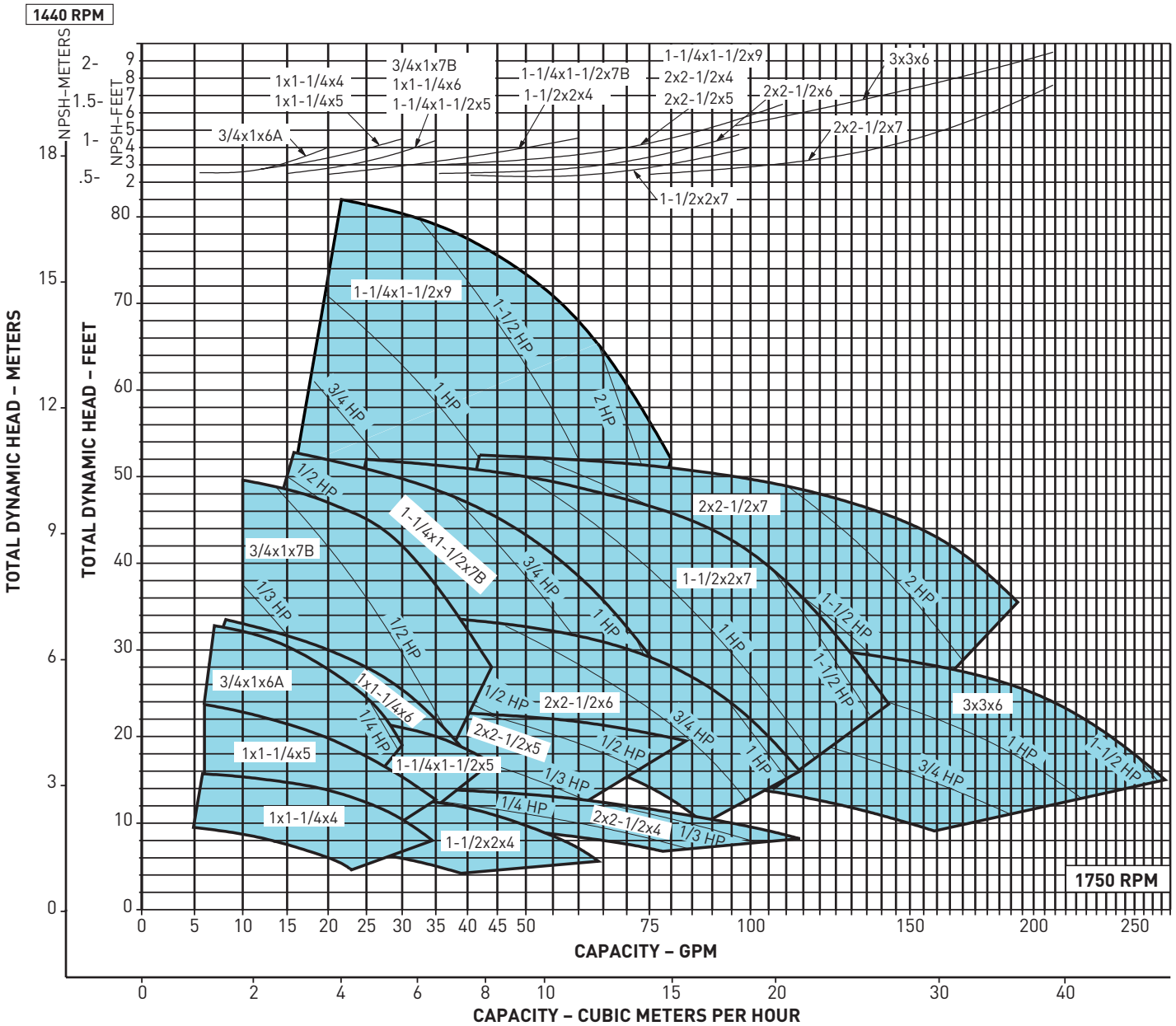
Individual performance curves should be checked for final selection.  
For selections not shown on this chart, please refer to the factory.



# 1750 RPM Range Chart

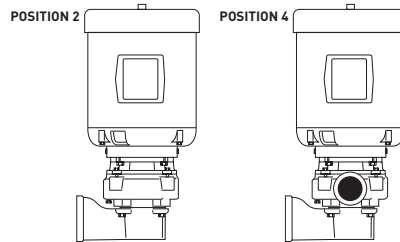
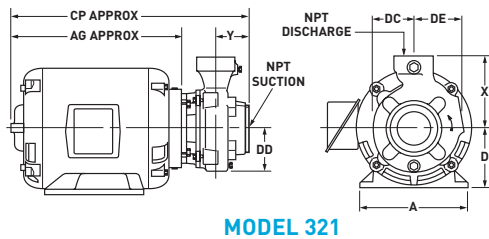
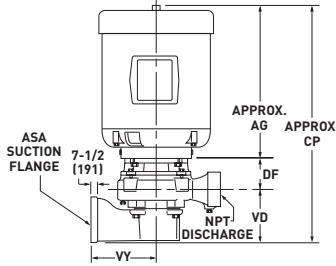
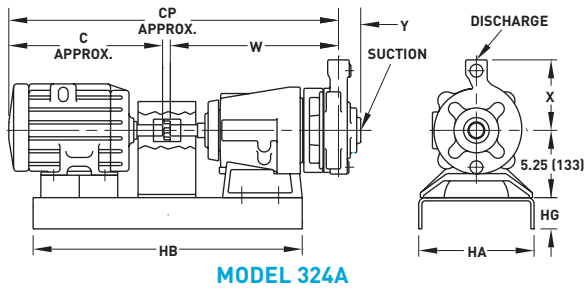
## 1750 RPM

Individual performance curves should be checked for final selection.  
For selections not shown on this chart, please refer to the factory.





# Dimension Details



**PUMP DIMENSIONS - 323 (SEE NOTE 7)**

**Notes:**

1. Dimensions and weights are approximate.
2. All dimensions are in inches (mm) and may vary  $\pm 1/4$  (6).
3. Frame sizes, "C" and "AG", dimension and motor weight are TEFC motors only.
4. Conduit box is shown in approximate position. Dimensions are not specified as they vary with each motor manufacturer.
5. Add pump, base and motor weight for unit weight.
6. Not for construction purposes unless certified.
7. Discharge position No. 3 is not available on Models 323 and 324A. Position No. 1 is furnished as standard unless otherwise specified.
8. Model 323 not available in all bronze construction.

\* Single phase only. † Three phase only.

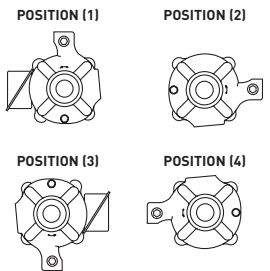
## Models 321-323

Frame	Horsepower		Motor Weight (Lbs.)	A	D	AG	321	323
	3500 RPM	1750 RPM						
56CZ	3/4	3/4	56	6-3/4	3-1/2	11	17-1/2	20
	1-1/2	1-1/2†	65	(171)	(89)	(279)	(445)	(508)
145TCZ	1*	1*	41	7	3-1/2	11	17-1/2	20
	2†	2†	31	(178)	(89)	(279)	(445)	(508)
182TCZ	3†	2*	65	9	4-1/2	11	17-1/2	20
	5	3	69	(229)	(114)	(279)	(445)	(508)
184TCZ	5	5*	79	9	4-1/2	12	18-1/2	21
	7-1/2	5†	71	(229)	(114)	(305)	(470)	(533)

## Model 324A

Frame	Horsepower		Weight (Lbs.)		C	CP	HA	HB
	3500 RPM	1750 RPM	Motor	Base				
56	3/4-1-1/2	3/4-1-1/2	50	100	12 (305)	29 (737)	9 (229)	21 (533)
145TCZ	2-3	2	42	100	13 (330)	30 (762)	9 (229)	21 (533)
184TCZ	5-7-1/2	5	79	100	14 (356)	31 (787)	10 (254)	24 (610)
213TCZ	10	7-1/2	110	100	16 (406)	33 (838)	12 (305)	27 (686)

**DISCHARGE POSITIONS**



Pump Size			Pump Weight (Lbs.)			X	Y	DC	DD	DE	VD (323)	VE	VY (323)
Discharge	Suction	Case Bore	321	323	324								
3/4	1	6A	25	30	55	5-1/2 (30)	1-3/4 (3)	3-5/16 (11)	3-7/16 (12)	3-7/8 (15)	3-5/8 (13)	2-3/8 (6)	5 (25)
3/4	1	7	35	40	65	6-1/4 (39)	1-7/8 (3)	3-15/16 (16)	4 (16)	4-7/16 (20)	3-3/4 (14)	2-3/8 (6)	8-1/2 (72)
1	1-1/4	4	21	26	51	4-1/8 (17)	1-11/16 (3)	2-3/8 (6)	2-3/8 (6)	2-7/16 (6)	2-5/8 (7)	2-3/8 (6)	4 (16)
1	1-1/4	5	27	32	57	5 (25)	2 (4)	2-13/16 (8)	2-7/8 (8)	3 (9)	3-3/4 (14)	2-3/8 (6)	5 (25)
1	1-1/4	6	29	34	59	5-1/2 (30)	1-15/16 (4)	3-5/16 (10)	3-3/8 (11)	3-7/8 (15)	3-13/16 (15)	2-3/8 (6)	5 (25)
1-1/4	1-1/2	5	27	32	57	5 (25)	1-15/16 (4)	2-7/8 (8)	2-15/16 (9)	3-7/16 (12)	4 (16)	2-3/8 (6)	5 (25)
1-1/4	1-1/2	7A	37	42	67	6-1/4 (39)	2 (4)	4 (16)	4-1/16 (17)	4-1/2 (20)	3-7/8 (15)	2-3/8 (6)	8-1/2 (72)
1-1/4	1-1/2	7B	37	42	67	6-1/4 (39)	2-7/16 (6)	4 (16)	4-1/8 (17)	4-5/8 (21)	4-5/16 (19)	2-3/8 (6)	8-1/2 (72)
1-1/4	1-1/2	9	52	57	82	8 (64)	2-1/4 (5)	5-13/16 (34)	5-3/16 (27)	5-13/16 (34)	4-1/8 (17)	2-3/8 (6)	8-1/2 (72)
1-1/2	2	4	24	29	54	5 (25)	2-1/8 (5)	2-1/2 (6)	3 (9)	2-3/4 (8)	4-15/16 (24)	3-1/2 (12)	6 (36)
1-1/2	2	7	38	43	68	7 (49)	2-1/4 (5)	4-1/16 (17)	4-1/4 (18)	4-7/8 (24)	5 (25)	3-1/2 (12)	6 (36)
2	2-1/2	4	28	33	58	5 (25)	3-1/16 (9)	2-1/2 (6)	3 (9)	2-13/16 (8)	5-3/8 (29)	3-1/2 (12)	6 (36)
2	2-1/2	5	31	36	61	6 (36)	2-11/16 (7)	3 (9)	3-3/16 (10)	3-7/16 (12)	5-3/16 (27)	3-1/2 (12)	6 (36)
2	2-1/2	6	36	41	66	6 (36)	2-3/4 (8)	3-1/2 (12)	3-11/16 (14)	4-3/8 (19)	5-1/4 (28)	3-1/2 (12)	6 (36)
2	2-1/2	7	43	48	73	7 (49)	2-15/16 (9)	4-1/16 (17)	4-5/16 (19)	4-7/8 (24)	5-1/8 (26)	3-1/2 (12)	6 (36)
3	3	6	48	53	78	8 (64)	3-5/8 (13)	3-7/8 (15)	4-7/16 (20)	5-7/8 (35)	7-3/4 (60)	2-1/4 (5)	8-1/2 (72)

# Engineering Specifications

## Material of Construction

Pump Part	Bronze Fitted	All Iron	*All Bronze
Casing	Cast Iron ASTM A48	Cast Iron ASTM A48	Bronze ASTM B62
Case Wearing Ring	Bronze ASTM B62	Cast Iron ASTM A48	Bronze ASTM B62
Impeller	Bronze ASTM B584	Cast Iron ASTM A48	Bronze ASTM B584
Motor Bracket	Cast Iron ASTM A48	Cast Iron ASTM A48	Bronze ASTM B52
Shaft	Stainless Steel AISI 416	Stainless Steel AISI 416	Stainless Steel AISI 416
Power Frame (324A)	Cast Iron ASTM A48	Cast Iron ASTM A48	Cast Iron ASTM A48
Mechanical Seal	Stainless steel metal parts, Buna-N elastomer Mechanical Seal parts, Ceramic seat and carbon washer. *All bronze has Viton® elastomer parts and ceramic seat.		

### Notes:

- Model 323 not available in all bronze construction.
- \*\* Close coupled 321 all bronze pumps must have a motor with 316 stainless steel shaft extension.

## Design Details

Area	Description	Dimensions
Liquid End	Pipe Connections – threaded N.P.S.F.	Varies
	Rotation – facing suction	CCW
Pump Shaft	Diameter at impeller	19/32
	Diameter at seal	3/4
	Diameter between bearings	1-3/8
	Diameter at coupling end	7/8
	Coupling keyway	1-3/8 long x 3/32 deep
	Maximum deflection at seal face	.002
Ball Bearings	Bearing (inboard radial)	206K
	Bearing (outboard thrust)	206 KG
	Bearing centers	5-11/16
	Bearing type	Ball
	Min B <sub>10</sub> bearing life under maximum load	2 Years

## Limitations

Maximum Based on Standard Materials and Water		
Speed-rpm	3500	
Horsepower	7-1/2	
Temperature – °F	Close Coupled	225
	Frame Mounted	225
Hydrostatic Test – psi	220	
Case Working Press – psi	175	
Suction Press – psi	175	

## Engineering Specifications

The contractor shall furnish (and install in location as shown on the plan) an Aurora® Type (321 horizontal) (323 flange mounted) (324A horizontal) centrifugal pump size \_\_\_\_\_ (bronze fitted) (all bronze) (all iron) construction. Each pump shall have a capacity of \_\_\_\_\_ gpm at \_\_\_\_\_ ft. total head and \_\_\_\_\_ specific gravity. The pump is to be furnished with case wearing ring and a mechanical seal, with all metal parts to be 316 stainless steel, Buna-N bellows, ceramic seat and carbon washer.

## Flexible Coupled Pumps Model 324A

The pump shaft is to be stainless steel with (grease lubricated) (oil lubricated) (sealed) bearings. The pump is to be flexible coupled to a standard horizontal NEMA motor of \_\_\_\_\_ hp, \_\_\_\_\_ phase, \_\_\_\_\_ hertz, \_\_\_\_\_ voltage, \_\_\_\_\_ rpm (open drip-proof) (totally enclosed fan cooled) (hazardous location) enclosure. The pump shall be mounted on a (fabricated steel drip rim) (steel) baseplate. Pump and motor alignment shall be checked in accordance with the Standards of the Hydraulic Institute after the pump has been installed.

## Close Coupled Models 321–323

The pump is to be close coupled to a NEMA motor of \_\_\_\_\_ hp, \_\_\_\_\_ phase, \_\_\_\_\_ hertz, \_\_\_\_\_ voltage, \_\_\_\_\_ rpm (open drip-proof) (totally enclosed fan cooled) enclosure, with stainless steel motor shaft. The motor shall be designed to Aurora Pump specifications as to vibration limits.



800 AIRPORT ROAD, NORTH AURORA, ILLINOIS 60542 [WWW.AURORAPUMP.COM](http://WWW.AURORAPUMP.COM)

Viton is a registered trademark of DuPont Performance Elastomers L.L.C.

Aurora is a registered trademark of Pentair Ltd.

Because we are continuously improving our products and services, Pentair reserves the right to change specifications without prior notice.

A-02-1011 07/17/15 © 2015 Pentair Ltd. All Rights Reserved.

