

MYERS® The Ranger™ Series 4" Submersible Pumps

The Ranger Series 4" high-flow submersible pumps are perfect for applications requiring a large volume of water. Stainless steel components and high-density composite resin impellers provide exceptional resistance to corrosion in harsh water conditions. The high-torque motor and superior pump hydraulics are carefully matched to handle virtually any job.

APPLICATIONS

■ **Water systems...** irrigation, industrial, commercial, multiple housing and farm clean water use

SPECIFICATIONS

Shell – 300 Series Stainless Steel

Discharge – 300 Series Stainless Steel

Discharge Bearing – Buna-N

Impellers – Engineered Composite

Diffusers – Engineered Composite

Suction Caps – Engineered Composite

Shaft and Coupling – 300 Series
Stainless Steel

Intake – 300 Series Stainless Steel

Intake Screen – 300 Series Stainless
Steel

Cable Guard – 300 Series Stainless
Steel

Check Valve – Polyester Teflon®

Fasteners – 300 Series Stainless Steel

FEATURES

Turn Up the Volume – High-flow capacities to 100 GPM make the Ranger 4" sub the easy choice for the really big jobs.

More Stainless Steel – Shell, discharge and suction bowl, shaft and coupling, lead guard and suction screen.

Staged for Toughness – Specially designed, high-density thermo-plastic impellers resist the corrosive wear from harsh water conditions.

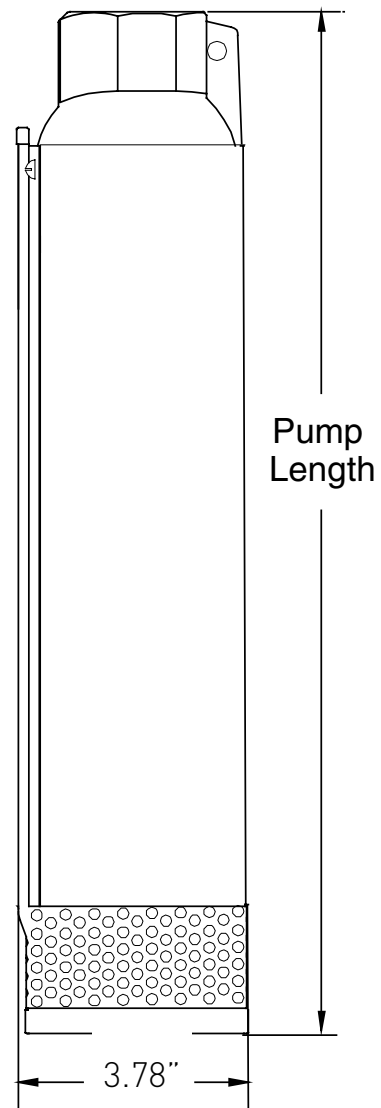
High-powered Performance – Features a high-torque, heavy-duty motor for the most demanding applications.



MYERS® The Ranger™ Series 4" Submersible Pumps

ORDERING INFORMATION - PUMP					
GPM	HP	Stages	Assembled Pump		
			Catalog Number	Length Inches*	Weight Pounds*
25	1	7	SS10-25	18	12
	1-1/2	9	SS15-25	21	14
	2	11	SS20-25	24	15
	3	15	SS30-25	30	19
	5	25	SS50-25	48	27
35	7-1/2	37	SS75-25	67	55
	1	4	SS10-35	15	10
	1-1/2	6	SS15-35	18	12
	2	8	SS20-35	22	14
	3	11	SS30-35	28	17
	5	18	SS50-35	43	24
50	7-1/2	28	SS75-35	62	52
	10	37	SS100-35	75	63
	1-1/2	6	SS15-50	21	14
	2	7	SS20-50	23	15
	3	10	SS30-50	31	19
80	5	16	SS50-50	48	27
	7-1/2	25	SS75-50	70	59
	10	32	SS100-50	84	68
	2	6	SS20-80	29	16
80	3	9	SS30-80	39	20
	5	14	SS50-80	59	45
	7-1/2	22	SS75-80	66	59
	10	27	SS100-80	100	69

OUTLINE DIMENSIONS

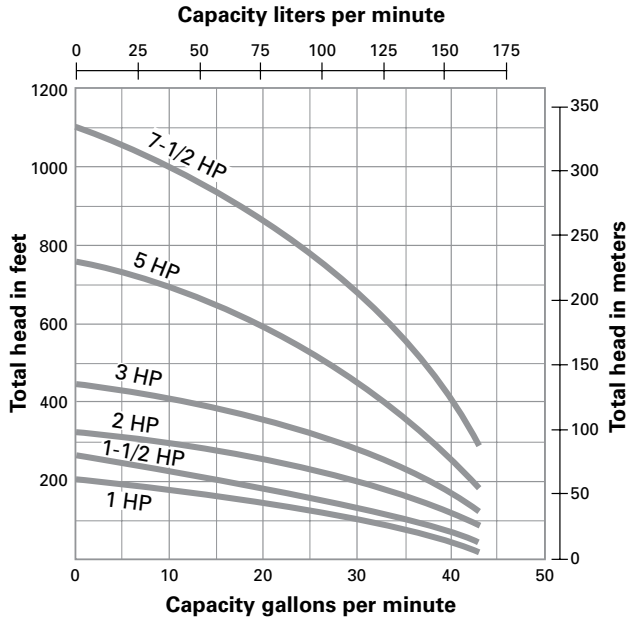


MOTOR / CONTROL BOX							
HP	No. of Wires	Volts	PH	PENTEK® Motor			PENTEK Control Box Catalog Number
				Catalog Number	Length Inches*	Weight Pounds*	
1	2	230	1	P42B0010A2	12	22	
		230	1	P43B0010A2	12	22	SMC-CR1021
	3	460	3	P43B0010A4	12	23	
1-1/2	2	230	1	P42B0015A2	15	30	
		230	1	P43B0015A2	14	27	SMC-CR1521
	3	230	3	P43B0015A3	13	23	
		460	3	P43B0015A4	12	23	
2	3	230	1	P43B0020A2	15	29	SMC-CR2021
		230	3	P43B0020A3	14	27	
		460	3	P43B0020A4	14	27	
3	3	230	1	P43B0030A2	24	49	SMC-CR3021
		230	3	P43B0030A3	21	40	
		460	3	P43B0030A4	15	32	
5	3	230	1	P43B0050A2	30	66	SMC-CR5021
		230	3	P43B0050A3	24	50	
		460	3	P43B0050A4	22	55	
7-1/2	3	230	3	P43B0075A3	30	66	
		460	3	P43B0075A4	28	70	
10	3	460	3	P43B0100A4	31	78	

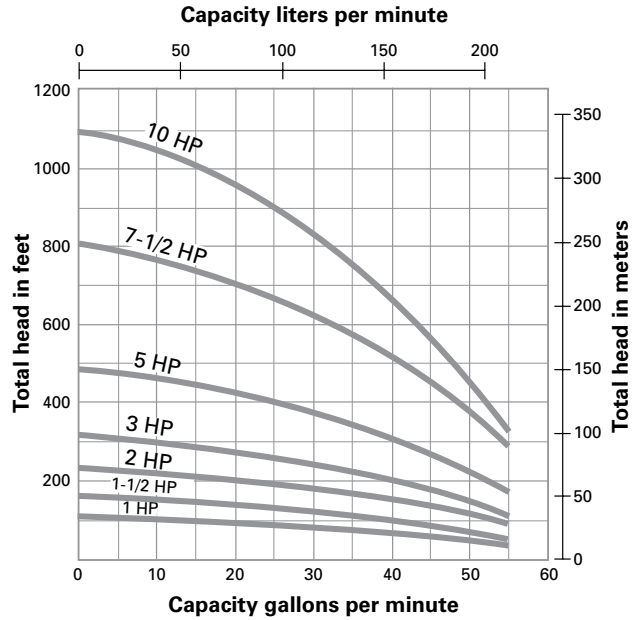
*Length and weight are approximate.

MYERS® The Ranger™ Series 4" Submersible Pumps

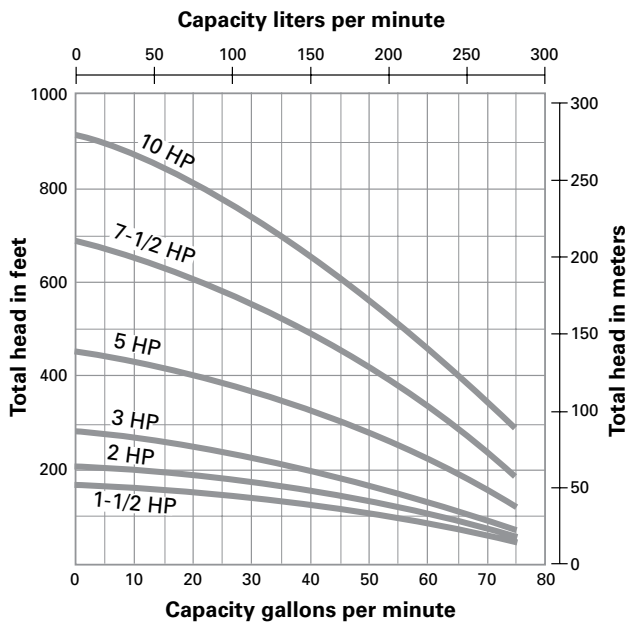
PUMP PERFORMANCE – 25 GPM



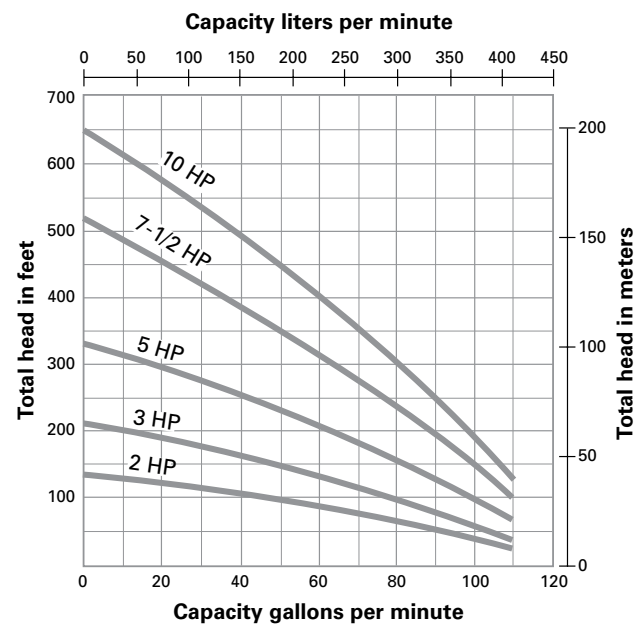
PUMP PERFORMANCE – 35 GPM



PUMP PERFORMANCE – 50 GPM



PUMP PERFORMANCE – 80 GPM



MYERS® The Ranger™ Series 4" Submersible Pumps

PUMP PERFORMANCE																											
HP	Catalog Number	Tank Pressure	Pumping Depth in Feet																								
			0	20	40	60	80	100	120	140	160	180	200	250	300	350	400	450	500	550	600	650	700	750	800	850	
25 GALLONS PER MINUTE																											
1	SS10-25	20/40 30/50	35 30	31 28	27 22	22 17	18 12	11																			
1-1/2	SS15-25	20/40 30/50	36	33	33 30	30 27	27 23	23 20	20 15	15																	
2	SS20-25	20/40 30/50				36 33	33 31	31 27	28 24	25 20	21 16	17															
3	SS30-25	20/40 30/50							36 34	32	33 30	30 28	25 22	18 15													
5	SS50-25	20/40 30/50											37 36	34 33	31 30	28 27	25 24	22 21	18 16	13							
7-1/2	SS75-25	20/40 30/50														37 36	34 34	32 32	30 29	28 27	26 24	23 22	19 18	16 15			
35 GALLONS PER MINUTE																											
1	SS10-35	20/40 30/50	37 25	25																							
1-1/2	SS15-35	20/40 30/50	49 42	43 34	35 26	28 15																					
2	SS20-35	20/40 30/50		50 46	46 40	41 33	35 26	27 16																			
3	SS30-35	20/40 30/50			49 45	46 42	42 37	38 33	33 21	27 15																	
5	SS50-35	20/40 30/50						49	47 45	45 43	39 36	32 28	23 18														
7-1/2	SS75-35	20/40 30/50										50 49	47 46	44 43	40 38	36 34	32 30	27 24	16								
10	SS100-35	20/40 30/50												51 49	49 48	48 47	46 45	43 42	40 39	38 37	35 34	32 30	29 27	25 23			
50 GALLONS PER MINUTE																											
1-1/2	SS15-50	20/40 30/50	65 55	56 45	46 34	37 20																					
2	SS20-50	20/40 30/50	64	63 55	56 47	47 40	40 29	30																			
3	SS30-50	20/40 30/50		64 60	60 55	55 49	50 44	44 35	36 29																		
5	SS50-50	20/40 30/50				66	67 64	64 60	61 57	57 54	54 50	51 46	41 36	30 23													
7-1/2	SS75-50	20/40 30/50								67 67	65 65	60 58	55 53	49 46	43 40	35 32											
10	SS100-50	20/40 30/50										68 67	65 63	61 59	58 56	53 51	48 46	44 42	39 37	33 30							
80 GALLONS PER MINUTE																											
2	SS20-80	20/40 30/50	75 58	56 40	40																						
3	SS30-80	20/40 30/50	93 81	81 71	72 60	60 48	50 37																				
5	SS50-80	20/40 30/50	100	94	94 88	87 80	80 72	72 62	63 58	57 50	49 40	40															
7-1/2	SS75-80	20/40 30/50				100	96 90	91 87	87 82	82 78	77 72	72 67	60 52	45 39													
10	SS100-80	20/40 30/50						97 95	95 93	93 90	89 86	84 81	72 70	68 65	58 55												

USA 293 WRIGHT STREET, DELAVAN, WI 53115 WWW.FEMEYERS.COM PH: 888-987-8677 ORDERS FAX: 800-426-9446
 CANADA 269 TRILLIUM DRIVE, KITCHENER, ONTARIO, CANADA N2G 4W5 PH: 519-748-5470 ORDERS FAX: 888-606-5484
 Because we are continuously improving our products and services, Pentair reserves the right to change specifications without prior notice.

